

# PACKING LIST & CHECK-IN/OUT PROCEDURES

## Details Below!



### Day Camp June 26, 2024

9:00am Check-In Memorial Hall Porch  
4:00pm Check-Out Memorial Hall Lobby

#### Check-In Procedures

##### Location: Memorial Hall Porch

\*You will be asked to Check-In your camper, this includes asking about any current illnesses, a temperature check and medication to be turned in.

\*You will also write on the Check-In card who is picking up your camper.

#### Check-Out Procedures

##### Location: Memorial Hall Lobby Entrance

\*Your camper will be waiting at 4:00pm in the Memorial Hall meeting area.

\*After you have signed out your camper, you will proceed to the meeting area and will be met at the door by Camp Staff who will match the right camper with the right parent.

\*You may then take your camper home.

#### Lunch

Lunch will be served to your campers. Please make sure that your camper has had a good breakfast to last through the morning activities!



#### Missionary Info

*Jennifer Reynolds*  
*New International South Pacific*

Campers will learn about the work that Jen is doing for the Lord in New Zealand & Australia! You can donate using the QR code or upon arrival/departure.



#### Camp Store & Snack Shoppe

There is no need to deposit monies for these. The cost of camp for Day Camp includes a snack. At check-out both will be open.



#### What to Pack for Camp

- \*sunscreen
- \*swim suit
- \*towel
- \*water shoes
- \*sunglasses, visor or hat if desired
- \*backpack to carry all the above in



#### **What Not to Bring to Camp: Please see our attached "Camp Rules and Regulations"**

Any parent wishing to assist with Day Camp MUST have approval from our Program Director, Kevin Petermen and complete ALL faculty requirements prior to the start of Day Camp

# PACKING LIST & CHECK-IN/OUT PROCEDURES

## Details Below!



**1st Chance 1** June 23-25, 2024  
**1st Chance 2** June 26-28, 2024  
**Jumpstart** July 7-8, 2024

4:30pm Check-In Chapel  
5:00pm Check-In Chapel-Only 1st Chance 2  
6:00pm Check-Out Memorial Hall

### Check-In Procedures

#### Location: Chapel

- \*Leave luggage in vehicle
- \*You will be asked to Check-In your camper, this includes asking about any current illnesses, a temperature check and medication to be turned in.
- \*You will also write on the Check-In card who is picking up your camper.
- \*Camper will then go to the dorm with parents to unpack.

### Check-Out Procedures

#### Location: Memorial Hall Lobby Entrance

- \*Check-Out your camper in the Memorial Hall fireplace room.
- \*After you have signed out your camper, you will proceed to the lower lake level and will be met at the door by Camp Staff who will direct you to the beachfront
- \*Proceed up the stairs from the beachfront to exit. You may take your camper home.

### Missionary Info

Jennifer Reynolds

New International South Pacific

Campers will learn about the work that Jen is doing for the Lord in New Zealand & Australia! You can donate using the QR code or upon arrival/departure.




### What to Pack for Camp

- Bible, notebook, pen/pencil
- sunscreen
- water bottle (labeled with name)
- Clothes: tennis shoes, "play clothes" for recreation, casual clothes, socks, underwear, shoes, jacket, appropriate swimwear, swim cover-up, shoes to wear to/from beachfront, water shoes
- Bedding: sleeping bag, or sheets & blanket, pillow
- towels, wash cloth, personal hygiene items
- Cell phones and all electronic equipment is not permitted at camp.



### Camp Store & Snack Shoppe

Do not bring any spending money for your camper. At check-in there will be a donation jar if you'd like to give \$2 for their snack. These will be open on arrival and departure from camp.



**What Not to Bring to Camp: Please see our attached "Camp Rules and Regulations"**

# PACKING LIST & CHECK-IN/OUT PROCEDURES

## Details Below!



**Pre-Teen 1:** June 9-14, 2024  
**Jr. High 1:** June 16-21, 2024  
**High School & Aquatics:** June 30-July 5, 2024  
**Jr. High 2 & Aquatics:** July 7-12, 2024  
**Pre-Teen 2:** July 14-19, 2024

4:30pm Check-In Chapel  
6:00pm Check-Out Memorial Hall

### Check-In Procedures

#### Location: Chapel

- \*Leave luggage in vehicle
- \*You will be asked to Check-In your camper, this includes asking about any current illnesses, a temperature check and medication to be turned in.
- \*You will also write on the Check-In card who is picking up your camper.
- \*Camper will then go to the dorm with parents to unpack.

### Check-Out Procedures

#### Location: Memorial Hall Lobby Entrance

- \*Check-Out your camper in the Memorial Hall fireplace room.
- \*After you have signed out your camper, you will proceed to the lower lake level and will be met at the door by Camp Staff who will direct you to the beachfront
- \*Proceed up the stairs from the beachfront to exit. You may take your camper home.

### Missionary Info

Jennifer Reynolds


New International South Pacific

Campers will learn about the work that Jen is doing for the Lord in New Zealand & Australia! They will have the opportunity to donate to the mission. You can donate using the QR code or upon arrival/departure.



### Camp Store & Snack Shoppe

Camper money can easily be added in the camper's online registration account, or deposited at check-in. The Snack Shoppe is open up to 2x daily and the Camp Store is open daily. Snack prices range from \$0.25 to \$2.00. Campers will also have the opportunity to donate to the summer missionary. The Camp Store & Snack Shoppe will be opened during check-in/out.



### What to Pack for Camp

- Bible, notebook, pen/pencil
- sunscreen & insect repellent
- water bottle (labeled with name)
- Clothes: tennis shoes, "play clothes" for recreation, casual clothes, socks, underwear, shoes, jacket, sweatshirt(s), appropriate swimwear, swim cover-up, shoes to wear to/from beachfront. water shoes
- Bedding: sleeping bag, or sheets & blanket, pillow
- towels, wash cloth, personal hygiene items
- 1 large garbage bag for dirty & wet laundry
- Cell phones and all electronic equipment are not permitted at camp.



**What Not to Bring to Camp: Please see our attached "Camp Rules and Regulations"**

# PACKING LIST & CHECK-IN/OUT PROCEDURES

## Details Below!



**Jr. High Girls Wilderness:** June 16-21, 2024  
**Pre-Teen Girls Wilderness:** June 23-25, 2024  
**Pre-Teen Boys Wilderness:** June 26-28, 2024  
**Jr. High Boys Wilderness:** July 14-19, 2024

4:30pm Check-In Chapel  
5:00pm Check-In Chapel-**Only Pre-Teen Boys Wilderness**  
6:00pm Check-Out Memorial Hall

### Check-In Procedures

#### Location: Chapel

- \*Leave luggage in vehicle
- \*You will be asked to Check-In your camper, this includes asking about any current illnesses, a temperature check and medication to be turned in.
- \*You will also write on the Check-In card who is picking up your camper.
- \*Camper will then go to the dorm with parents to unpack.

### Check-Out Procedures

#### Location: Family Life Center Porch

- \*Check-Out your camper at the Family Life Center Porch.
- \*After you have signed out your camper, you will proceed to Wilderness Camp to pick up your camper.

### Missionary Info

Jennifer Reynolds

New International South Pacific

Campers will learn about the work that Jen is doing for the Lord in New Zealand & Australia! They will have the opportunity to donate to the mission. You can donate using the QR code or upon arrival/departure.




### What to Pack for Wilderness Camp

- pack light in 1 large non-frame backpack, duffel or suitcase to conserve space
- Bible, notebook, pen/pencil
- sunscreen & insect repellent
- small flashlight with extra batteries
- water bottle, canteen (labeled with name)
- small backpack for hiking
- hat, visor and/or sunglasses
- fishing pole & tackle (camp can provide)
- Clothes: jeans, shorts, socks, underwear, 2 old pair of tennis shoes, jacket, rain gear or poncho, sweatshirt(s), appropriate swimwear, swim cover-up, shoes to wear to/from beachfront, water shoes
- Bedding: sleeping bag & pillow
- Towels, wash cloth, personal hygiene items
- 1 large garbage bag for dirty & wet laundry
- Cell phones and all electronic equipment are not permitted at camp.
- *Reminder: Campers stay in the Wilderness Huts where there are Porta-Jon toilets and no electricity.*



### Camp Store & Snack Shoppe

Camper money can easily be added in the camper's online registration account, or deposited at check-in. The Snack Shoppe is open up to 2x daily and the Camp Store is open daily. Snack prices range from \$0.25 to \$2.00. The Camp Store & Snack Shoppe will be opened during check-in/out.



**What Not to Bring to Camp: Please see our attached "Camp Rules and Regulations"**



# PACKING LIST & CHECK-IN/OUT PROCEDURES

## Details Below!



**Pre-Teen Boys Fishing** June 9-12, 2024

4:30pm Check-In Chapel

6:00pm Check-Out Memorial Hall

### Check-In Procedures

#### Location: Chapel

- \*Leave luggage in vehicle
- \*You will be asked to Check-In your camper, this includes asking about any current illnesses, a temperature check and medication to be turned in.
- \*You will also write on the Check-In card who is picking up your camper.
- \*Camper will then go to the dorm with parents to unpack.

### Check-Out Procedures

#### Location: Memorial Hall Lobby Entrance

- \*Check-Out your camper in the Memorial Hall fireplace room.
- \*After you have signed out your camper, you will proceed to the lower lake level and will be met at the door by Camp Staff who will direct you to the beachfront
- \*Proceed up the stairs from the beachfront to exit. You may take your camper home.

### Missionary Info

Jennifer Reynolds

New International South Pacific

Campers will learn about the work that Jen is doing for the Lord in New Zealand & Australia! They will have the opportunity to donate to the mission. You can donate using the QR code or upon arrival/departure.




### What to Pack for Wilderness Camp

- Bible, notebook, pen/pencil
- sunscreen & insect repellent
- small flashlight with extra batteries
- water bottle, canteen (labeled with name)
- small backpack for hiking
- hat, visor and/or sunglasses
- fishing pole & tackle (camp can provide)
- Clothes: jeans, shorts, socks, underwear, 2 old pair of tennis shoes, jacket, rain gear or poncho, sweatshirt(s), swim trunks, shoes to wear to/from beachfront, water shoes.
- Bedding: sleeping bag & pillow
- Towels, wash cloth, personal hygiene items
- 1 large garbage bag for dirty & wet laundry
- Cell phones and all electronic equipment are not permitted at camp.
- *Reminder: Campers stay in the lower level/beachfront of the main building: Memorial Hall*



### Camp Store & Snack Shoppe

Camper money can easily be added in the camper's online registration account, or deposited at check-in. The Snack Shoppe is open up to 2x daily and the Camp Store is open daily. Snack prices range from \$0.25 to \$2.00. The Camp Store & Snack Shoppe will be opened during check-in/out.



**What Not to Bring to Camp: Please see our attached "Camp Rules and Regulations"**



# PACKING LIST & CHECK-IN/OUT PROCEDURES

## Details Below!



<b>Jr. High 1 Girls Horse Camp</b>	June 9-12, 2024
<b>Pre-Teen 1 Girls Horse Camp</b>	June 16-19, 2024
<b>High School Girls Horse Camp</b>	June 23-28, 2024
<b>Boys Farm Camp</b>	June 30-July 3, 2024
<b>Pre-Teen 2 Girls Horse Camp</b>	July 7-10, 2024

4:30pm Check-In Chapel  
6:00pm Check-Out Memorial Hall  
*Parents are welcome to arrive at 5:30pm, see below*

### Check-In Procedures

#### Location: Chapel

- \*Leave luggage in vehicle
- \*You will be asked to Check-In your camper, this includes asking about any current illnesses, a temperature check and medication to be turned in.
- \*You will also write on the Check-In card who is picking up your camper.
- \*Parents will then drive camper and gear to the Camp Farm at: 2130 W Orland Rd, Angola, IN (see attached map)

### Check-Out Procedures

#### Location: Camp Farm

**2130 W Orland Rd, Angola, IN**

- \*Check-Out your camper at the Camp Farm
- \*Parents are invited to arrive by 5:30pm at the Camp Farm to observe what their camper learned during camp!
- \*Check-Out at 6 pm at the Camp Farm.

### Missionary Info

*Jennifer Reynolds*

*New International South Pacific*

Campers will learn about the work that Jen is doing for the Lord in New Zealand & Australia! They will have the opportunity to donate to the mission. You can donate using the QR code or upon arrival/departure.




### What to Pack for Wilderness Camp

- Bible, notebook, pen/pencil
- sunscreen & insect repellent
- small flashlight with extra batteries
- 2 old pairs of shoes, work boots or cowboy boots, water shoes for swimming
- water bottle, canteen (labeled with name)
- helmet for riding horses (camp can provide)
- Clothes: jeans/long pants for riding horses are required, shorts, socks, underwear, jacket, sweatshirt(s), appropriate swimwear, swim cover-up, shoes to wear to/from beachfront.
- Bedding: sleeping bag & pillow
- towels, wash cloth, personal hygiene items
- 1 large garbage bag for dirty & wet laundry
- Cell phones and all electronic equipment are not permitted at camp.
- *Campers will stay in the Bunk House at the Camp Farm*



### Camp Store & Snack Shoppe

Camper money can easily be added in the camper's online registration account, or deposited at check-in. The Snack Shoppe is open up to 2x daily and the Camp Store is open daily. Snack prices range from \$0.25 to \$2.00. The Camp Store & Snack Shoppe will be opened during check-in/out.



**What Not to Bring to Camp: Please see our attached "Camp Rules and Regulations"**